








Water Conservation

-  Visual check for leaks daily.
-  In sow houses with penning vs. crates — sweep loose feed from walkway back to sows. Done 3 times per week prior to hosing out. Hose out with recycled water.
-  Once per week, employee ABC must walk all barns to check for water leaks.
-  If noticed that feed is still in trough or feeding area, check waterer for proper function.
-  Once per month, employee ABC checks nipple waterers in each building for proper flow (thumb test).
-  For pressure washing, use hand held hose for wash down to minimize water use.
-  Don't overuse water in cleaning.

Checklist of Work Instructions

Set up irrigation pump. Both tractor and reel system must be in place prior to operation. Order to set up is interchangeable.

- Move tractor to pump location
- Connect pump to tractor
- Check for alignment of pump to PTO shaft
- Hook up emergency shut-off switch

- Set up reels in field to desired location

- Start tractor
- Perform manual check of shut-off switch
- Check pressure on guns by walking and looking at gauge
—
should read 70 lbs., adjust if needed
- Check reel speed — DOG should click approximately every 4 sec.
- Notice any unfamiliar sounds